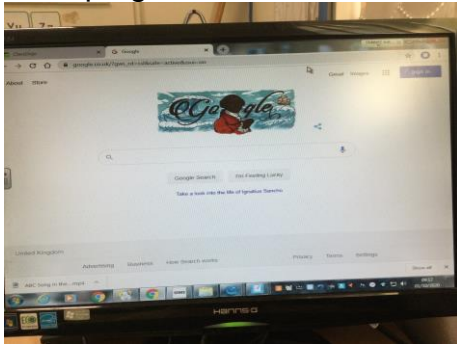
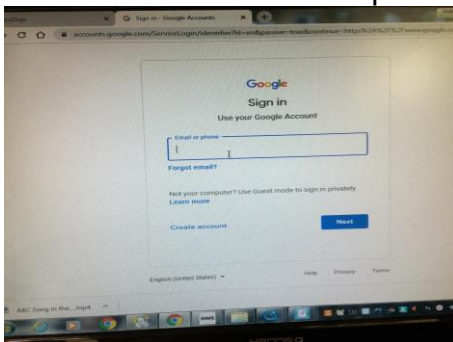


Alternative way to log in to Google Classroom

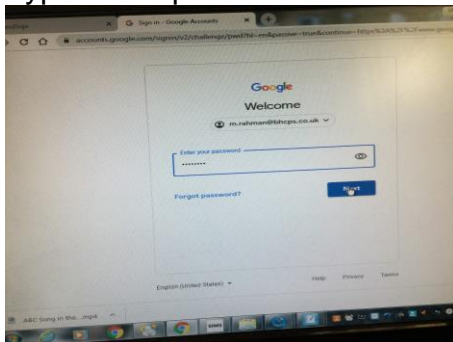
Type google.co.uk into your internet search bar and click the blue sign in button in the top right corner.



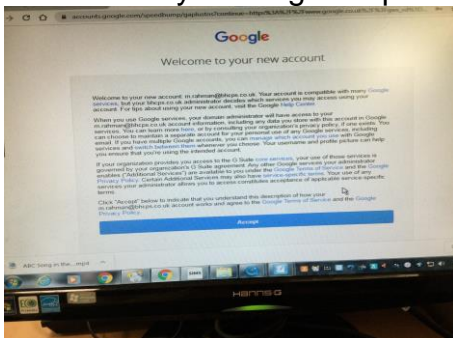
Type your child's user name into the box and click the blue next button. You can find our child's username and password in the front of your their school journal.



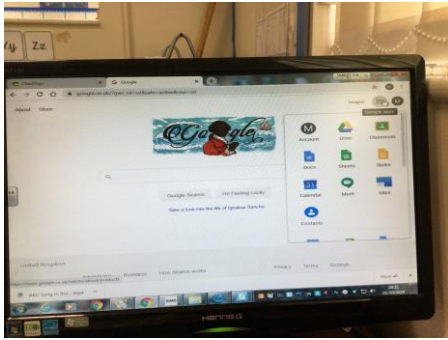
Type in the password from the front of the journal. This will be at least 8 characters.



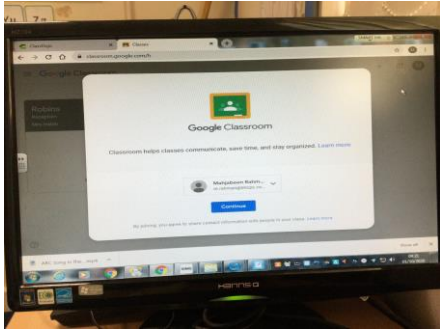
If your child has not logged in before they will need to agree to the terms and conditions by clicking accept.



Click the waffle icon in the top right corner ( 3 rows of 3 squares). This will display a drop down menu including Google Classroom.



Click continue to enter the Google Classroom your child has been assigned to.



The first time your child logs in they will have to pick their role. Please ensure your child selects student otherwise their Google classroom will not work as they will not have the correct permissions and you will then need their account to be reset by school.

